

## ASSEMBLY INSTRUCTIONS

### 32-GAL. TRASH RECEPTACLE

**STEP 1:** PLACE BOTTOM RING ON FLAT SURFACE SO HOLES ARE POSITIONED ABOVE THE METAL CROSS-BRACE IN THE CENTER OF RING AND THE **WELD SEAMS LINE UP**.

**STEP 2:** HOLD ONE PROFILE VERTICALLY ON THE OUTSIDE OF THE BOTTOM RING. SLIDE THE PROFILE TO ALIGN THE HOLE WITH THE CORRESPONDING HOLE IN THE BOTTOM RING.

**NOTE:** POSITION PROFILES SO THE HOLE THAT IS 3" FROM THE EDGE IS AT THE TOP.

**STEP 3:** INSERT A 2" BOLT THROUGH THE PROFILE INTO THE BOTTOM RING. PLACE A WASHER AND NUT ONTO THE END OF BOLT – **HAND TIGHTEN ONLY!!**






**STEP 4:** PLACE THREE ADDITIONAL PROFILES ONTO BOTTOM RING, STRATEGICALLY PLACING THEM SO THEY ARE DIRECTLY ACROSS FROM EACH OTHER. REPEAT STEP 3.

**STEP 5:** WITH FOUR PROFILES IN PLACE, SLIDE THE TOP RING INSIDE THE CORRESPONDING HOLES IN THE FOUR PROFILES. INSERT A 2" BOLT THROUGH EACH PROFILE AND INTO THE TOPS RING. PLACE A WASHER AND NUT ONTO THE END OF EACH BOLT – **HAND TIGHTEN ONLY!!**

**STEP 6:** PLACE REMAINING PROFILES ONTO RINGS. **(PUT BOLTS IN THE BOTTOM RING FIRST).**

**STEP 7:** ONCE ALL BOLTS AND NUTS ARE IN PLACE, TIGHTEN ALL BOLTS SECURELY WITH A 3/8" DRIVE RATCHET WITH A 1/2" SOCKET, SHIFTING YOUR RECEPTACLE WHERE NECESSARY TO INSURE A NEAT APPEARANCE.

**\*OPTIONAL:** PLACE STATIONARY MOUNT ONTO THE BOTTOM OF LOWER RING. ALIGN HOLES AND ATTACH WITH 1" CARRIAGE BOLTS. PLACE FLANGE NUT ONTO THE END OF EACH BOLT – **TIGHTEN SECURELY**. SET STATIONARY MOUNT INTO WET CONCRETE. ALLOW CONCRETE TO DRY BEFORE USE. **NOTE:** A HOLE CAN BE DRILLED THROUGH THE STATIONARY BOLT AND A LENGTH OF PIPE OR REBAR CAN BE PLACED THROUGH THE HOLE TO ASSIST IN THEFT PREVENTION.

REF#	QTY	DESCRIPTION
1	1	TOP RING
2	1	BOTTOM RING
3	18	2" X 4" X 29" PROFILE
	<b>H32</b>	<b>HARDWARE KIT</b>
4	36	 5/16" X 2" SS CARRIAGE BOLT
5	36	 5/16" SS HEX NUT
6	36	 5/16" SS WASHER
*7	1	PERMANENT MOUNT (#H32M) - <i>*Optional</i>
*8	2	 5/16" X 1" CARRIAGE BOLT
*9	2	 5/16" FLANGE NUT

*Your 100% recycled plastic trash receptacle will give you many years of pleasure and pride, knowing that you did your part in keeping plastic waste out of landfills and protecting our environment.*

